


Click Bond's bonded studs and standoffs provide the designer with new options for attachment of systems and modular components to structure, without drilling. By eliminating unnecessary holes in structure, bonded fasteners preserve structural integrity, enhance design flexibility, and extend product longevity in new construction or retrofit applications.

## Features

- Allows attachment to highly stressed, fatigue critical, pressurized, or fluid boundary structures
- Eliminates cost of drilling and related errors in systems installation
- Prevents galvanic corrosion and eliminates crack initiating holes
- Installation fixtures ensure optimal bondline and installation consistency
- Baseplate options include metallic, thermoset composite, and thermoplastic materials
- Imperial and metric thread sizes from 04-40 to 1/20 and from M3 to M16

## Studs

Studs permit clamped attachment of wire bundles and tubing to structure, or securing of enclosures, racks, or other modular equipment.



## Standoffs

Standoffs permit clamped attachment of wire bundles and tubing while providing separation from structure.



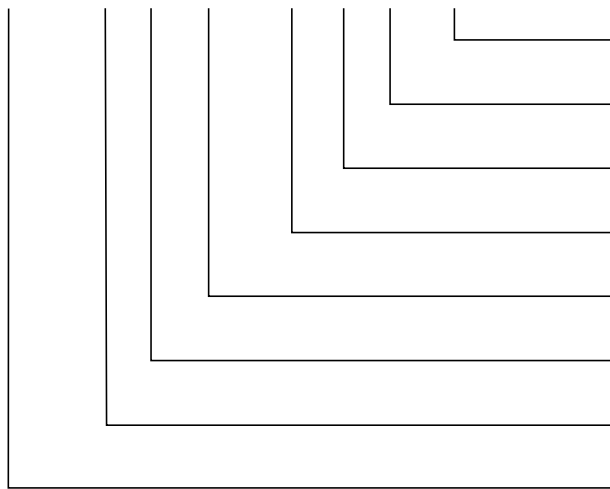
# Studs & Standoffs

## How Our Part Numbers Work

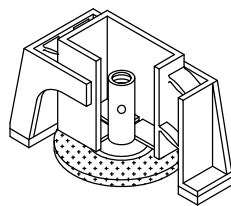
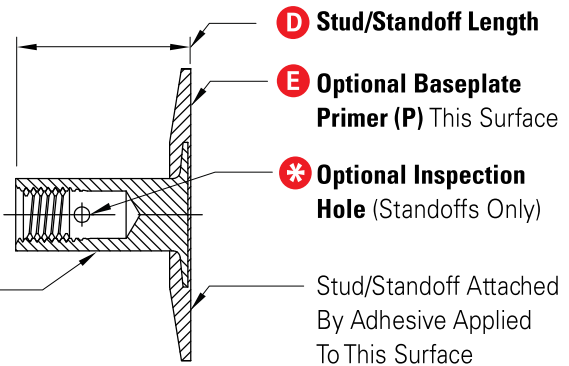

This product guide lists the basic part numbers (for example, CB4001). The full part number is specified by adding further details, such as material and thread codes, to the basic part number. A sample part number is illustrated here as an example. A representative of Click Bond Sales will help you determine the right part number for your application.

## Diagramming a Part Number

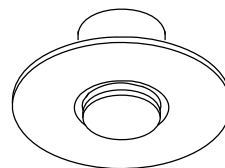
**CB4001 G 3 CRA 12 H P 750**



- F** Suffix (optional) Trimmed Base
  - E** Baseplate Primer (optional)
  - \*** Inspection Hole (optional for Standoffs)
  - D** Stud/Standoff Length
  - C** Stud/Standoff Material
  - B** Thread Size
  - A** Baseplate Material
- Basic Part Number**



**S** = Standard Fixture



**I** = Internal Fixture

## How Our Part Tables Work

CB4001      G                      3                      CRA                      12									
Basic Part Number	Baseplate Material	Thread Size		Stud/Standoff Material	Stud/Standoff Length		Baseplate Style & Size		Fixture Type
		Imperial	Metric		Imperial	Metric	Imperial	Metric	
CB4001	C, G, E, K, P, U, UC, V, VC (P)	06, 08, 3	3M, 4M, 5M	A, AA, CR, CRA, T	5, 6, 7, 8, 9, 10, 11, 12, 13, 14, 15, 16, 17, 18, 20, 22, 24	10M, 12M, 15M 20M, 25M, 30M, 35M	R = 1.25" Dia. T = .75" Width	R = 31,8mm Dia. T = 19,1mm Width	S

### Material Options

- A = Aluminum
- AA = Anodized Aluminum
- CR, CRA, CRM = A-286/302/303/304/316 CRES Passivated
- C = Carbon/Epoxy, 350°F Cure
- G = Glass/Epoxy, 250°F Cure
- E = Glass/Epoxy, 350°F Cure
- T = Titanium
- K = Glass-Filled PEKK
- P = Glass-Filled PEEK
- U = 30% Glass-Filled PEI
- V = 40% Glass-Filled PEI
- UC = 30% Carbon-Filled PEI
- VC = 40% Carbon-Filled PEI
- (P) = Optional Primer Available

### Baseplate Styles



### Thread Sizes & Length Options

Fine Thread Sizes			
Imperial		Metric	
Code	Size	Code	Size
04	.1120-40	3M	MJ3 x 0,5
06	.1380-32	4M	MJ4 x 0,7
08	.1640-32	5M	MJ5 x 0,8
3	.1900-32	6M	MJ6 x 1,0
4	.2500-28	8M	MJ8 x 1,25
5	.3125-24	12M	MJ12 x 1,75
6	.3750-24		
7	.4375-20		
8	.5000-20		

Coarse Thread Sizes			
Imperial		Metric	
Code	Size	Code	Size
324	.190-24	14M	M14 x 1,5
420	.250-20	16M	M16 x 2,0
518	.312-18		
616	.375-16		
714	.437-14		
813	.500-13		
1011	.625-11		
1210	.750-10		

Lengths			
Imperial		Metric	
Code	Size	Code	Size
4	.250	6M	6
5	.312	8M	8
6	.375	10M	10
7	.437	12M	12
8	.500	15M	15
9	.562	20M	20
10	.625	25M	25
11	.687	30M	30
12	.750	35M	35
13	.812	40M	40
14	.875	50M	50
15	.937	75M	75
16	1.000	100M	100
17	1.062		
18	1.125		
20	1.250		
22	1.375		
24	1.500		
26	1.625		
28	1.750		
30	1.875		
32	2.000		

# Studs & Standoffs

**Studs** Product images not to scale.



CB3000



CB3200



CB4000



CB4200



CB5000



CB9522

Basic Part Number	Baseplate Material	Thread Size		Stud Material	Stud Length		Baseplate Style & Size		Fixture Type
		Imperial	Metric		Imperial	Metric	Imperial	Metric	
CB3000	same as stud (P)	06, 08, 3, 4, 5	3M, 4M, 5M, 6M, 8M	A, AA, CR, CRA, T	4, 6, 8, 10, 12, 14, 16, 18, 20, 22, 24, 26, 28, 30, 32	6M, 8M, 10M, 12M, 15M, 20M, 25M, 30M, 35M	R = 1.25" Dia. T = .75" Width	R = 31,8mm Dia. T = 19,1mm Width	S
CB3200	same as stud (P)	3, 4, 5, 6, 7, 8, 324, 420, 518, 616, 714, 813	5M, 6M, 8M, 10M, 12M	A, AA, CR, CRA, CRM	8, 10, 12, 14, 16, 18, 20, 22, 24, 26, 28, 30, 32	12M, 15M, 20M, 25M, 30M, 35M, 40M, 45M, 50M	R = 2.00" Dia. T = 1.25" Width	R = 50,8mm Dia. T = 31,8mm Width	S
CB4000	C, G, E, K, P, U, UC, V, VC (P)	06, 08, 3, 4, 5	3M, 4M, 5M, 6M, 8M	A, AA, CR, CRA, T	4, 6, 8, 10, 12, 14, 16, 18, 20, 22, 24, 26, 28, 30, 32	6M, 8M, 10M, 12M, 15M, 20M, 25M, 30M, 35M	R = 1.25" Dia. T = .75" Width	R = 31,8mm Dia. T = 19,1mm Width	S
CB4200	C, G, E	3, 4, 5	NA	A, AA, CR, CRA, T	8, 10, 12, 14, 16, 18, 20, 22, 24, 26, 28, 30, 32	NA	R = 2.00" Dia. T = 1.25" Width	None	S
CB5000	same as stud (P)	04, 06, 08, 3, 4	3M, 4M, 5M, 6M	A, AA, CR, CRA, T	4, 6, 8, 10, 12, 14, 16, 18, 20, 22, 24	6M, 8M, 10M, 12M, 15M, 20M, 25M, 30M, 35M	R = 0.62" Dia.	R = 15,9mm Dia.	S
CB9522	same as stud (P)	813, 1011, 1210	14M, 16M	CR	6, 7, 8, 9, 10, 11, 12, 13, 14, 15, 16	40M, 50M, 75M, 100M	R = 2.63" Dia.	R = 66,7mm Dia.	I

## Material

A = Aluminum  
 AA = Anodized Aluminum  
 CR, CRA, CRM = A-286/302/303/304/316  
 CRES Passivated  
 C = Carbon/Epoxy, 350°F Cure  
 G = Glass/Epoxy, 250°F Cure  
 E = Glass/Epoxy, 350°F Cure

T = Titanium  
 K = Glass-Filled PEKK  
 P = Glass-Filled PEEK  
 U = 30% Glass-Filled PEI  
 V = 40% Glass-Filled PEI  
 UC = 30% Carbon-Filled PEI  
 VC = 40% Carbon-Filled PEI  
 (P) = Optional Primer Available

## Baseplate Style

R = Round Base  
 T = Trimmed Base

## Fixture Type

S = Standard  
 I = Internal

## Standoffs *Product images not to scale.*



CB3001



CB3201 & CB4001



CB4002



CB4201



CB4512 & CB4516



CB5001

Basic Part Number	Baseplate Material	Thread Size		Standoff Material	Standoff Length		Baseplate Style & Size		Fixture Type
		Imperial	Metric		Imperial	Metric	Imperial	Metric	
CB3001	same as standoff (P)	06, 08, 3	3M, 4M, 5M	A, AA, CR, CRA, T	6, 7, 8, 9, 10, 11, 12, 13, 14, 15, 16, 17, 18, 20, 22, 24	10M, 12M, 15M 20M, 25M, 30M, 35M	R = 1.25" Dia. T = .75" Width	R = 31,8mm Dia. T = 19,1mm Width	S
CB3201	same as standoff (P)	3, 4, 5, 6, 8, 324, 420, 518, 616, 813	NA	A, AA, CR, CRA, CRM	8, 9, 10, 11, 12, 13, 14, 15, 16, 17, 18, 20, 22, 24, 28, 32	NA	R = 2.00" Dia. T = 1.25" Width	NA	S
CB4001	C, G, E, K, P, U, UC, V, VC (P)	06, 08, 3	3M, 4M, 5M	A, AA, CR, CRA, T	5, 6, 7, 8, 9, 10, 11, 12, 13, 14, 15, 16, 17, 18, 20, 22, 24	10M, 12M, 15M 20M, 25M, 30M, 35M	R = 1.25" Dia. T = .75" Width	R = 31,8mm Dia. T = 19,1mm Width	S
CB4002	K, P, U, V (P)	08, 3	5M	Thread Insert Material CR	6, 8, 9, 10, 11, 12, 13, 14, 15, 16, 18, 20, 22, 24, 26	NA	R = 1.25" Dia. T = .75" Width	NA	S
CB4201	C, G, E	3, 4, 5, 6	NA	A, AA, CR, CRA, T	8, 9, 10, 11, 12, 13, 14, 15, 16, 17, 18, 20, 22, 24, 28, 32	NA	R = 2.00" Dia. T = 1.25" Width	NA	S
CB4512	K, P, U, V (P)	3	NA	Thread Insert Material CR	8, 9, 10, 11, 12, 13, 14, 15, 16, 17, 18, 20, 22, 24	NA	R = 1.25" Dia. T = .75" Width	NA	I
CB4516	same as standoff (P)	08, 3, 4	NA	V	7, 8, 10, 12, 14, 16, 18, 20, 22, 24, 26, 28, 30, 32	NA	R = 1.25" Dia. T = .75" Width	NA	I
CB5001	same as standoff (P)	06, 08, 3	3M, 4M, 5M	A, AA, CR, CRA, T	6, 7, 8, 9, 10, 11, 12, 13, 14, 15, 16, 17, 18, 20, 22, 24	10M, 12M, 15M 20M, 25M, 30M, 35M	R = 0.62" Dia.	R = 15,9mm Dia.	S

Line Clamp Support Accessories available, refer to page 17 in the Mounts Section.